

XBOX 360



NHL[®]

LEGACY EDITION





WARNING Before playing this game, read the Xbox 360® console, Xbox 360 Kinect® Sensor, and accessory manuals for important safety and health information. www.xbox.com/support.

Important Health Warning: Photosensitive Seizures

A very small percentage of people may experience a seizure when exposed to certain visual images, including flashing lights or patterns that may appear in video games. Even people with no history of seizures or epilepsy may have an undiagnosed condition that can cause “photosensitive epileptic seizures” while watching video games. Symptoms can include light-headedness, altered vision, eye or face twitching, jerking or shaking of arms or legs, disorientation, confusion, momentary loss of awareness, and loss of consciousness or convulsions that can lead to injury from falling down or striking nearby objects. **Immediately stop playing and consult a doctor if you experience any of these symptoms.** Parents, watch for or ask children about these symptoms—children and teenagers are more likely to experience these seizures. The risk may be reduced by being farther from the screen; using a smaller screen; playing in a well-lit room, and not playing when drowsy or fatigued. If you or any relatives have a history of seizures or epilepsy, consult a doctor before playing.

CONTENTS

COMPLETE CONTROLS	3	CUSTOMIZE.....	17
ON THE ICE.....	9	LIMITED 90-DAY	
FEATURES	10	WARRANTY	20
PLAY	11	NEED HELP?.....	21
COMMUNITY.....	16		

COMPLETE CONTROLS

OFFENSE

BASICS

Skate/Aim	
Hustle	(hold)
Glide	(release)
Explosive cut	/ (from glide)
Cut back	/ (from glide)
Deke	/
Loose puck deke	+ /
Vision control/Skate backwards	(hold)
Protect puck	(hold)
Offensive boardplay with puck	(hold with the puck near boards)
Quick plays	
Drop to skate	+
Jump defender deke	+
One-touch dekes	+
Spin	

SHOOTING

Wind up	
Shoot puck/Slap shot	
Wrist shot	/ (move quarter-circle upward) /
Fake shot with leg kick	

NOTE: All shooting controls are based on players moving toward the top of the game screen. To change your shooting controls, select SETTINGS in the Customize menu, and then select CONTROLS. There, change the Shooting Controls option from Camera Relative to Always Up. You can also change the game controls from SKILL STICK to HYBRID from here.

PASSING

Pass	
Saucer pass	
Dump puck	(hold) +
Drop pass	(release) + (tap)
Slap pass (during a slap shot)	+ (release)

NOTE: Users have full control of the direction of their pass (open passing) and full control of the speed. Pulling gives a short/slower pass, while pulling and holding gives a longer, harder pass. To cancel a pass, press while pulling .

DEFENSE

























BASICS

Move	
Switch players	
Body check	(in player's direction)
Poke check	
Stick lift	
Sweep stick (contextual)	(hold)
Sweep stick (manual)	(hold) +
Chop puck (loose puck)	(hold) +
Instigate fight	(tap)
Dive/Block	+
Pin player to boards	(hold)
Boardplay kick	+
Hip check	(hold)
Block pass	
Manual goalie toggle	+ (hold)
Pull goalie	+
Last man back	(hold)

FACEOFF

Orient body	
Establish grip	/
Stick lift	
Go for puck	

GOALIE

Butterfly	 (hold)
Hug post	 (hold)
Cover puck	
Free skate	 (hold)
Basic movement	
Precision movement	 + 
Anticipation glove/blocker	 / 
Poke check	 with a hat
Desperation save	 + 
Stack pads	 +  / 
Spread pads V save	 + 
Lunging horizontal poke check	 +  with a hat
Leave puck (when in possession)	
Goalie roll over (from side and only when in Stack Pads)	 / 
Pass puck	
Goalie shove	 with a hat
Switch to skater	 + 

COACHING CONTROLS







With Coaching Controls, it's possible to control your team from the coach's perspective. To use these commands, select the CO position when the position lock option is available—found at the bottom of the lineup screen. Not every game mode has the position lock option.

COACHING CONTROLS

Change forwards	
Change defense	
Change line strategies	
Forecheck strategies	
Offensive pressure	
Neutral zone strategy	
Defensive pressure	
Forecheck/Neutral zone bias	 /  , and then  / 
Faceoff strategy	 (hold) + 
Call for shot	

ADVANCED CONTROLS


FIGHTING

Grab/Hold down	
Fake grab	 (tap)
Overhand punch	
Uppercut	
Push	
Pull	
Block/Lean back	 (hold)
Dodge	

NET BATTLES

Engage	
Spin (while engaged)	 (rotate 360 degrees)

USER CELEBRATIONS

Celebrations	 /  /  / 
Ride stick	
Go on one knee	
Fist pump	

ON THE ICE

GAME SCREEN



1. Score
2. Period

3. Time left in period

EA SPORTS™ ACTION TRACKER

The EA SPORTS Action Tracker is found in the pause menu under the scoreboard—select a highlight and press **Y**. This visualization tool allows you to see replays of marquee game events including goals, shots, hits, and saves. See who made the big plays on the ice and where the opposing team has been successful.

FAVORITE TEAM

Select your favorite team to transform your main menu hub into that team's design and use them as your default whenever you select a team to play.

SAVING AND LOADING

Save, load, or delete files manually by accessing the Save/Load/Delete screen (via the Customize menu).

AUTOSAVE

Game information for *NHL® Legacy Edition* is automatically saved to your Xbox 360 Hard Drive or Xbox 360 Memory Unit.

FEATURES

MULTIPLAYER NHL COLLISION PHYSICS

Critically-acclaimed NHL Collision Physics has true-to-life multiplayer collisions. Net scrambles and player pileups capture the true desperation of every shift in the NHL.

THE COMPLETE HOCKEY EXPERIENCE

Play old-school hockey with *NHL® 94* Anniversary Mode, suit up with an online team in EA SPORTS Hockey League, or build and play with your ultimate fantasy team in Hockey Ultimate Team. *NHL Legacy Edition* brings with it a generation of the franchise's best game modes.

PLAY

PLAY NOW

Select PLAY NOW from the Play menu to jump right into a game.

Play Now

Drop directly into a match with your selected team in single-player or multiplayer matches.

NHL 94 Anniversary Mode

Re-experience the greatness of *NHL 94* in *NHL 94 Anniversary Mode*, an homage to the classic game with blue ice and arcade-style physics.

NHL Moments Live

Take control of a team and change the outcome of some of their most heartbreaking losses or relive some of their best moments of the NHL season.

Winter Classic

Take part in a historic Winter Classic match.

CAREER

Select CAREER from the Play menu to begin your quest for greatness as a member of the NHL.

Live the Life Mode

Hit the ice as a created player or established pro.

Be A GM Mode

Become a general manager and attempt to lead your team to glory.

Season Mode

Take part in a traditional NHL season.

LIVE THE LIFE

Live the life of an NHL player. On or off the ice, every decision you make shapes your legacy as an athlete. Interact with teammates outside of the rink. Take part in media interviews. Each choice you make will affect your relationship with fans, teammates, management, and family, influencing your skills and progression.

PERFORMANCE TRACKER

Go to the Performance Tracker screen in Live the Life Mode for all your hockey cards, stats, and milestones related to your career.

BE A GM

Take on the role of a GM (general manager), coach, and player to run your favorite NHL franchise for up to 25 seasons. Grab a seat and watch the live season play out in front of you. The news messaging center will deliver up-to-the-minute results and stories from around the league.

SEASON

Play through a complete season of any league in *NHL Legacy Edition* including the NHL, AHL, any of the European leagues, and the CHL.

ONLINE

Select ONLINE from the Play menu to explore the connected features of *NHL Legacy Edition*.

GM Connected

Take on the role of a general manager, coach, and player to run your favorite NHL franchise for up to 25 seasons.

Online Versus Play

Head online to battle it out on the ice with other players.

EA SPORTS Hockey League

Join an online league.

Online Team Play

Join a team of online players and hit the ice.

Online Shootout

Take on another player in a head-to-head match as the goalie or the shooter.

NOTE: You must have an EA Account to play *NHL Legacy Edition* online. Follow the onscreen instructions to complete the login process.

EA SPORTS HOCKEY LEAGUE

Play ranked drop-in games with your created pro, and then join or create a team in the EASHL. Online Seasons and playoffs let your team play for coveted championship titles. For the first time, experience the thrill of elevating your club through promotion to higher divisions or the loss of being relegated to lower ranks.

DROP-IN GAMES

Not on a team yet or no teammates online? Play with your created pro in a drop-in game to level up or scout players.

PLAYOFFS

Play your way into the best division possible. When the playoffs start, you need to win four games straight to win the championship. Lose and the dream is over until the next playoff window.

PRACTICE MODE

Practice your skills with club members in Practice Mode. Set up a scrimmage where the CPU fills in for the non-human spots, or try an open practice where only human-controlled players are used in the game.

CLUB INFO

Keep track of all your team's trophies, accomplishments, and records; access rosters; review recent games; or leave the club.

AROUND THE LEAGUE

Each month, the best teams in the EASHL are enshrined. See who are the best of the best.

GM CONNECTED

Take on the role of a general manager in an online setting. Compete against other leagues as the season plays out in front of you.

ONLINE SHOOTOUT

Search for a user similar in skill level for a Ranked or Unranked Shootout Match.

ONLINE TEAM PLAY

Play up to 6 vs. 6 with 12 players for an ultimate online hockey experience. Unranked Matches use NHL players, while Ranked Matches use your created pro.

ONLINE VERSUS PLAY

RANKED QUICK MATCH SEARCH

Challenge the first available opponent and play a competitive match. If no opponent is found, you can create a session or browse for other sessions. You can also have some friends join in for co-op play.

CUSTOM MATCH SEARCH

Choose from a list of custom settings to start a search.

PLAY A FRIEND

Select a Friend from your Friends list to play an unranked game.

HOCKEY ULTIMATE TEAM

Build, manage, and compete against others in HUT online seasons and playoffs. You can play against your friends' ultimate fantasy team and compete against other user-made teams by downloading them with EAUHL 24/7.

Earn EA Coins to buy new players and training items to keep upgrading your team. Participate in buying and selling items in the Auction House. Search through tens of thousands of live auctions for players, contracts, training boosts, and more.

TOURNAMENTS

Select TOURNAMENTS from the Play menu to play a structured series of matches.

Playoff Mode

Go straight to the playoffs and fight for the Cup!

Tournament Mode

Throw the world's best teams into an 8- or 16-team EA SPORTS World Tournament, or choose to take part in the Memorial Cup Tournament.

Battle for the Cup

Do you have what it takes to earn the Stanley Cup? Begin with the championship in this mode.

TRAINING

Select TRAINING from the Quick Modes submenu of the Play menu to enhance your skill.

Practice Mode

Take part in a traditional practice session or several different types of drills.

Shootout Mode

Be the goalie or take him on head-to-head in a one-player format.

Tutorials

Take part in a series of instructional drills to ensure your skills are up to snuff.

COMMUNITY

Select COMMUNITY from the main menu to explore certain connected features.

View Player Hub

Check out your records and info.

Leaderboards

Are you the best player online? Check out the leading players and how you stack up here.

Lobby

Join an online lobby and take part in an online match.

My Highlights

View the best of your best.

CUSTOMIZE

Select CUSTOMIZE from the main menu to adjust your created players, AI, and more.

Creation Zone

Create and edit a player or team.

Customize AI

Build your own AI and fine tune how the CPU responds in-game.

EA SPORTS Media Hub

View your highlights, take stock of the EA SPORTS™ Trax, or utilize custom music.

Favorite Team

Change your favorite team.

Offer Code Entry

Enter offer codes here.

Profile Management

Manage your profiles. You must be signed in to access this page.

Roster Management

Manage and edit various teams' rosters.

Save/Load/Delete

Save, load, or delete your *NHL Legacy Edition* profile and other data.


Settings

Alter in-game settings such as difficulty, audio options, gameplay options, and more.

CREATE PLAY MODE

Select a team from the different leagues, and then determine a scenario you wish to build upon. Once you're on the ice, take control of your players and start customizing team strategies. Pull **RT** to select your starting player, and then press **B** to begin recording. Skate your player through the play and press **B** again to stop recording. Pull **RT** to add another player to the scenario and repeat the recording process. All previously recorded players will move in unison. Up to five players can be included in a single play. Once you're finished, the recorded movements combine into one coordinated team play. Use these plays in Practice Mode to ensure you have them nailed before attempting them on the competition.

CREATE PLAY MODE CONTROLS

Select a play	
Primary controls	
Change player	
Record	
Test	
Apply Changes	




ROSTER MANAGEMENT

View the rosters and detailed player information for nine leagues, the Legend Team, and your custom team in Team Rosters. Switch up team rosters by moving players to different teams in Player Movement. Edit player positioning for teams in 10 leagues, the Legend Team, or your custom team in Edit Lines. Change players' jersey numbers in Jersey Numbers.

Finally, you can choose to reset all rosters to their defaults in Set Default Rosters, or download updated rosters in Download Rosters.

EA SPORTS MEDIA HUB

REPLAY SCREEN

Set/Clear marker	
Camera angles	
Take photo	
Edit clip	

EDIT REPLAY SCREEN

Playback speed	X
Change color	R
Take photo	L
Change camera	LB/RB
Apply changes	B

CUSTOM MUSIC

Personalize the music for any team in *NHL Legacy Edition*! To get started, copy music onto your Xbox 360 console and create playlists to assign in-game. Select CUSTOM MUSIC and customize the music that plays on the game menu screens, and select a special goal celebration for your own Live the Life player.

SETTINGS

Hospitality Settings

Set up your NHL experience based on your skill level and preferred gameplay style.

User Celebrations

View the preset controls for celebrations.

Controller Settings

Adjust general control presets, set the vibration, alter shooting controls, set the auto back-skate, and determine the human goalie covers and sweeps.

Video Calibration

Adjust the brightness level for your TV and tweak the color calibration.

Rules

Determine various game rules and their settings.

Gameplay Settings

Adjust your skill level and game style.

Volume Settings

Modify the volume for various audio features.

Visual Settings

Determine the Global and Online settings for different visual settings.

Online Settings

Adjust settings for the ticker, Quick Messages, and more. Manage your EA Account, view the FAQ, check out News, and read the Terms and Conditions.

Credits

View the credits to see who made this game possible.

LIMITED 90-DAY WARRANTY

NOTE: Warranty does not apply to digital download products.

Electronic Arts Limited Warranty

Electronic Arts warrants to the original purchaser of this product that the recording medium on which the software program(s) are recorded (the "**Recording Medium**") is free from defects in materials and workmanship for a period of 90 days from the date of purchase. If the Recording Medium is found to be defective within 90 days from the date of purchase, Electronic Arts agrees to replace the Recording Medium free of charge upon receipt of the Recording Medium at its service center, postage paid, with proof of purchase. This warranty is limited to the Recording Medium containing the software program that was originally provided by Electronic Arts. This warranty shall not be applicable and shall be void if, in the judgment of Electronic Arts, the defect has arisen through abuse, mistreatment or neglect.

This limited warranty is in lieu of all other warranties, whether oral or written, express or implied, including any warranty of merchantability or fitness for a particular purpose, and no other representation of any nature shall be binding on or obligate Electronic Arts. If any such warranties are incapable of exclusion, then such warranties applicable to this product, including implied warranties of merchantability and fitness for a particular purpose, are limited to the 90-day period described above. In no event will Electronic Arts be liable for any special, incidental, or consequential damages resulting from possession, use or malfunction of this Electronic Arts product, including damage to property, and to the extent permitted by law, damages for personal injury, even if Electronic Arts has been advised of the possibility of such damages. Some states do not allow limitation as to how long an implied warranty lasts and/or exclusions or limitation of incidental or consequential damages so the above limitations and/or exclusion of liability may not apply to you. In such jurisdictions, the Electronic Arts' liability shall be limited to the fullest extent permitted by law. This warranty gives you specific rights. You may also have other rights that vary from state to state.

Returns Within the 90-Day Warranty Period

Please return the product along with (1) a copy of the original sales receipt showing the date of purchase, (2) a brief description of the difficulty you are experiencing, and (3) your name, address and phone number to the address below and Electronic Arts will mail a replacement Recording Medium to you. If the product was damaged through misuse or accident, this 90-day warranty is rendered void and you will need to follow the instructions for returns after the 90-day warranty period. We strongly recommend that you send your products using a traceable delivery method. Electronic Arts is not responsible for products not in its possession.

EA Warranty Information

If the defect in the Recording Medium resulted from abuse, mistreatment or neglect, or if the Recording Medium is found to be defective after 90 days from the date of purchase, choose one of the following options to receive our replacement instructions:

Online Warranty Information: <http://warrantyinfo.ea.com>

EA Warranty Mailing Address:

Electronic Arts Customer Warranty, 7700 W Parmer Lane, Building C, Austin, TX 78729-8101

Notice

Electronic Arts reserves the right to make improvements in the product described in this manual at anytime and without notice.

NEED HELP?

The EA Worldwide Customer Experience team is here to ensure you get the most out of your game—anytime, anywhere.

» **Online Support & Contact Info**

For FAQs, help articles, and to contact us, please visit help.ea.com.

» **Twitter & Facebook Support**

Need a quick tip? Reach out on Twitter to [@askeasupport](https://twitter.com/askeasupport) or post on facebook.com/askeasupport.